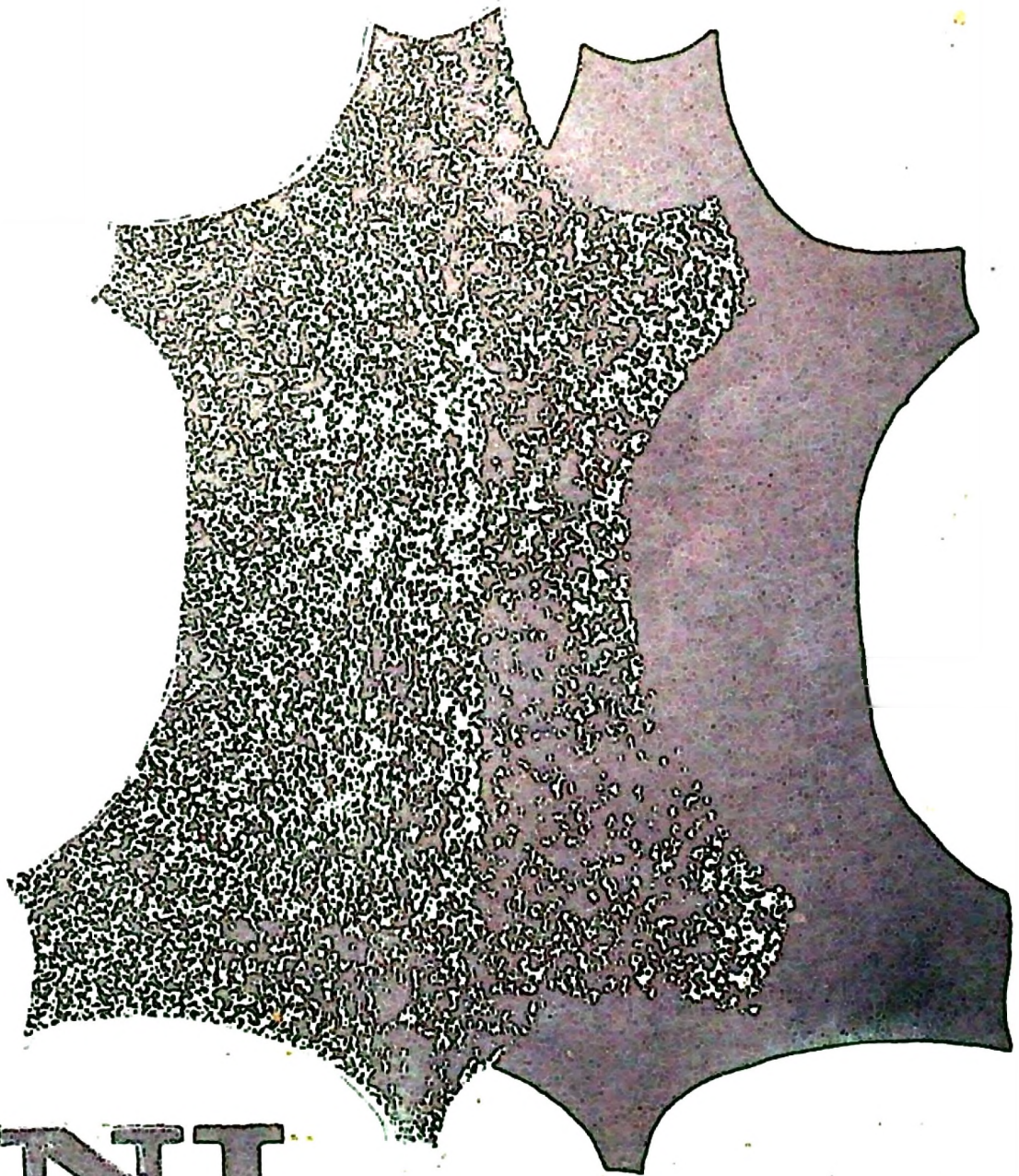


# NGOZI



# NI

# MALI

B. 44

UKULIMA WA KISASA

# **NGOZI NI MALI**

---

**Ngozi bora itakuletea mapato  
zaidi kuliko Ngozi hafifu**

---

**Kitabu hiki kitakuonyesha namna  
ya kujiongezea mapato kwa  
kutayarisha Ngozi bora**

**Ngozi ni mali kwako wewe na kwa nchi yako. Ngozi za Tanganyika huuzwa mahali pote duniani.**

**Ngozi za nchi yetu lazima ziwe safi kabisa ili ziweze kustahili sifa nzuri katika soko la dunia.**

---


**ISAIDIE TANGANYIKA KUPATA  
NGOZI BORA KUSHINDA ZOTE  
DUNIANI!**

# **KUPATA NGOZI BORA LAZIMA UTIMIZE YAFUATAYO:**

- 1. Uwatunze vizuri Ng'ombe wako**
- 2. Uwatie alama kichwani, shingoni au miguuni tu.**
- 3. Uchume Ngozi vizuri.**
- 4. Ukaushe Ngozi kwenye fremu.**
- 5. Uiepushe Ngozi na wadudu, moshi, maji na unyevunyevu.**

---

**KUPATA BEI BORA, KILA MARA  
UZA NGOZI ZAKO KWA MNU-  
NUZI ALIYE NA CHETI MAALUM**




**Watunze Ng'ombe wako kama unavyojitunza wewe mwenyewe**

---

- 1. Wape malisho ya kutosha. Mnyama mnene atakuwa na Ngozi nzito.**
  - 2. Waepushe na wadudu na maradhi. Yote haya yataonekana kwenye Ngozi. — waoshe kwenye dimbwi la dawa mara kwa mara.**
  - 3. Usiwapitiche kwenye misitu mikubwa. Mikwaruzo ya miiba hushusha bei ya Ngozi.**
  - 4. Usiwapige. Machubuko yote yataonekana kwenye Ngozi.**
- 

**KUMBUKA: Mnyama mwenye afya atakupa nyama bora na Ngozi yenye thamani kubwa zaidi.**



**Tia alama kwenye sehemu za mistari tu.**

**Watie alama Ng'ombe wako vizuri**


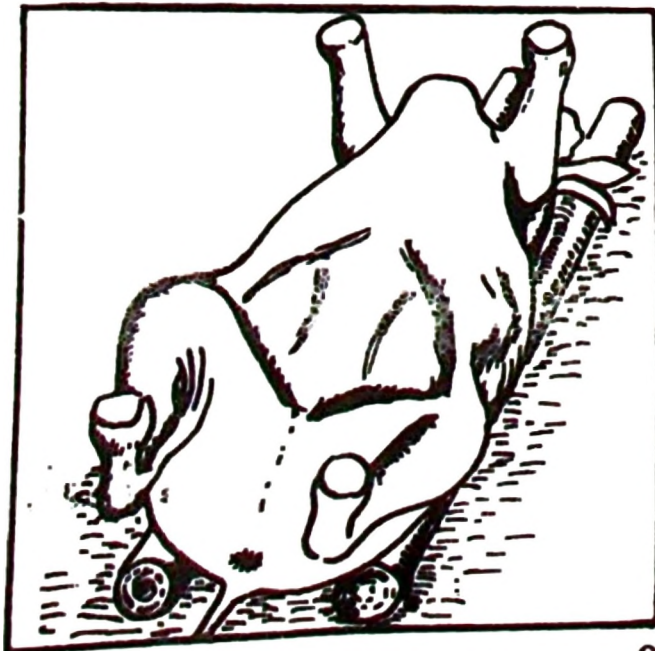

---

**Watie alama Kichwani, Shingoni  
au Miguuni tu.**

---

**Kutia alama ovyoovy hushusha  
bei ya Ngozi.**





# **Chuna Ngozi kwa uangalifu**

---

**Chuna Ngozi mara baada ya kumchinja mnyama. Ukichelewa, Ngozi itakuwa ngumu sana kuiondoa.**

---

**1. Mtundike mnyama, mkia juu, kwenye tawi la mti.**

**— au —**

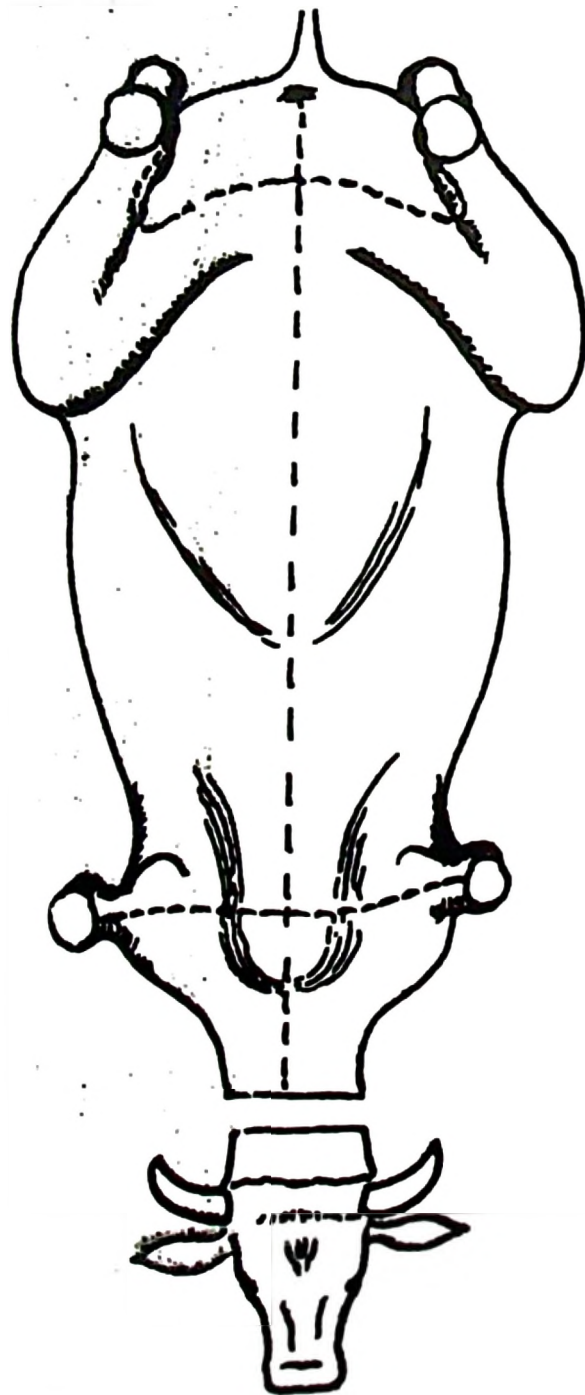
**2. Mlaze juu ya magogo mawili.**

**— au —**

**3. Mlaze juu ya matawi ya mti yaliyowekwa chini.**

---

**Usimlaze mnyama chini**



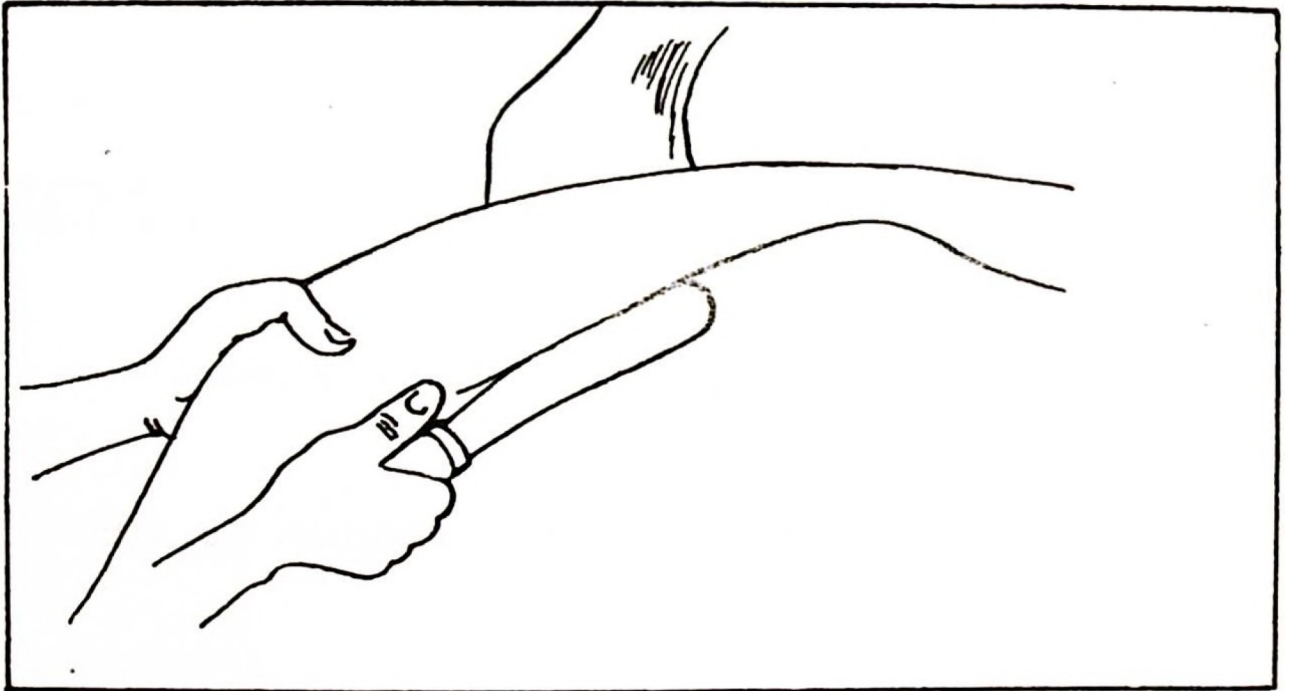
# **PASUA NGOZI VIZURI**

---

- 1. Ipasue ngozi toka kooni mpaka mkunduni.**
- 2. Ikate ngozi ukizungushia shingo.**
- 3. Ikate ngozi ukizungushia magoti ya miguu yote.**
- 4. Ipasue ngozi kwenye miguu ya nyuma toka mkato wa magotini mpaka kati ya mkundu na kinena.**
- 5. Ipasue ngozi kwenye miguu ya mbele toka magotini mpaka kifuani.**


---

## **USILIPASUE TUMBO KABLA YA KUONDOA NGOZI**



**Inua ngozi kutoka kwenye tumbo na ukate nyama na mige tu—usiguse ngozi kwa kisu.**

**Usinoe sehemu ya juu ya kisu**



**Noa sehemu hii tu.**

## **KISU CHA KUCHUNIA**

**Baada ya kukata mahali panapotakiwa, anza  
kuiiondoa ngozi kwa uangalifu kutoka kwenye  
tumbo na miguu.**

---

**Hakikisha kwamba unakata nyama na mafuta  
tu. USIKATE NGOZI.**

---

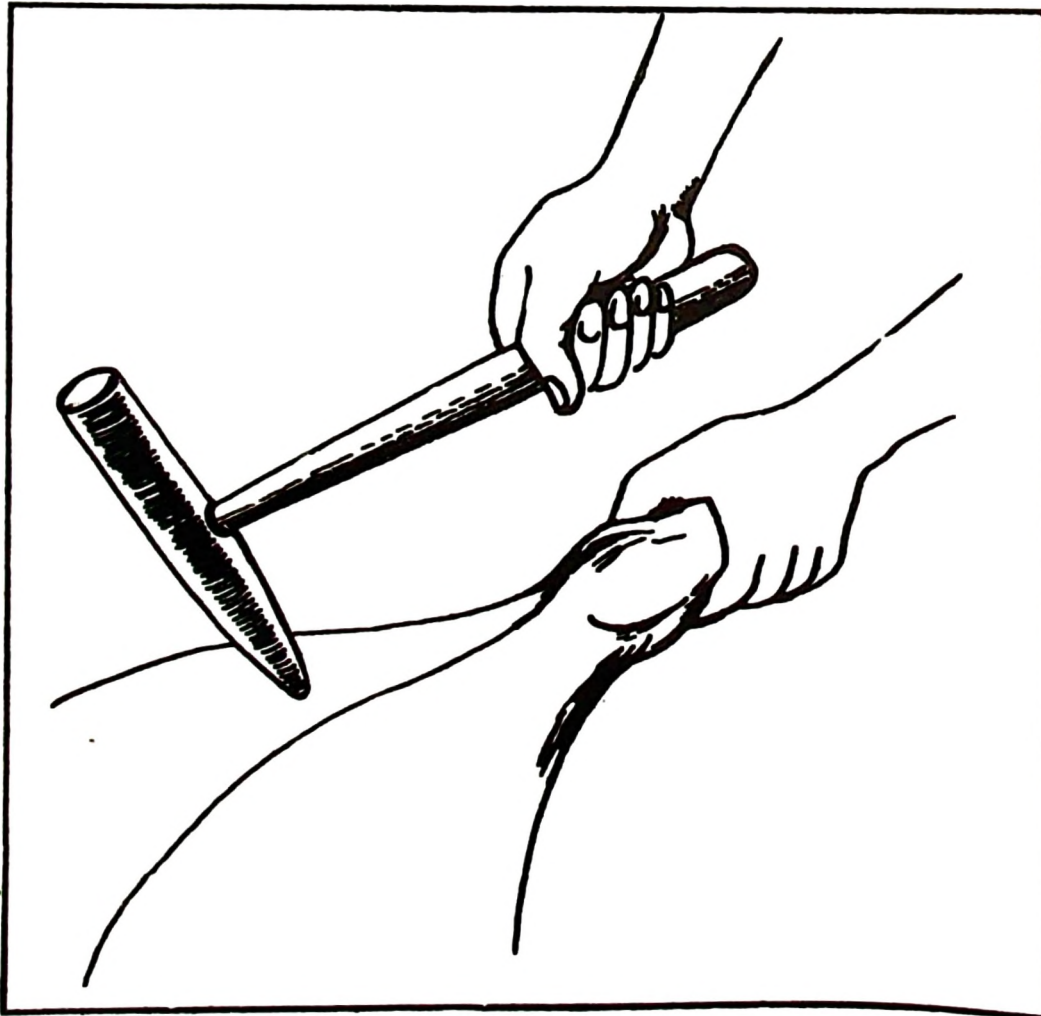
**Visu vyako lazima viwe vikali sana vinoe kwa  
tupa.**



**— au kwa jiwe la kunolea.**



## **Kuchuna ngozi kutoka kwenye mgongo**




**Ipige ngozi inchi moja toka Kwenye nyama na  
kuivuta wakati huo huo.**

**ma Ngozi toka kwenye mgongo**



**nia Nyundo**



**ipande cha mti kisicho na ncha kali**

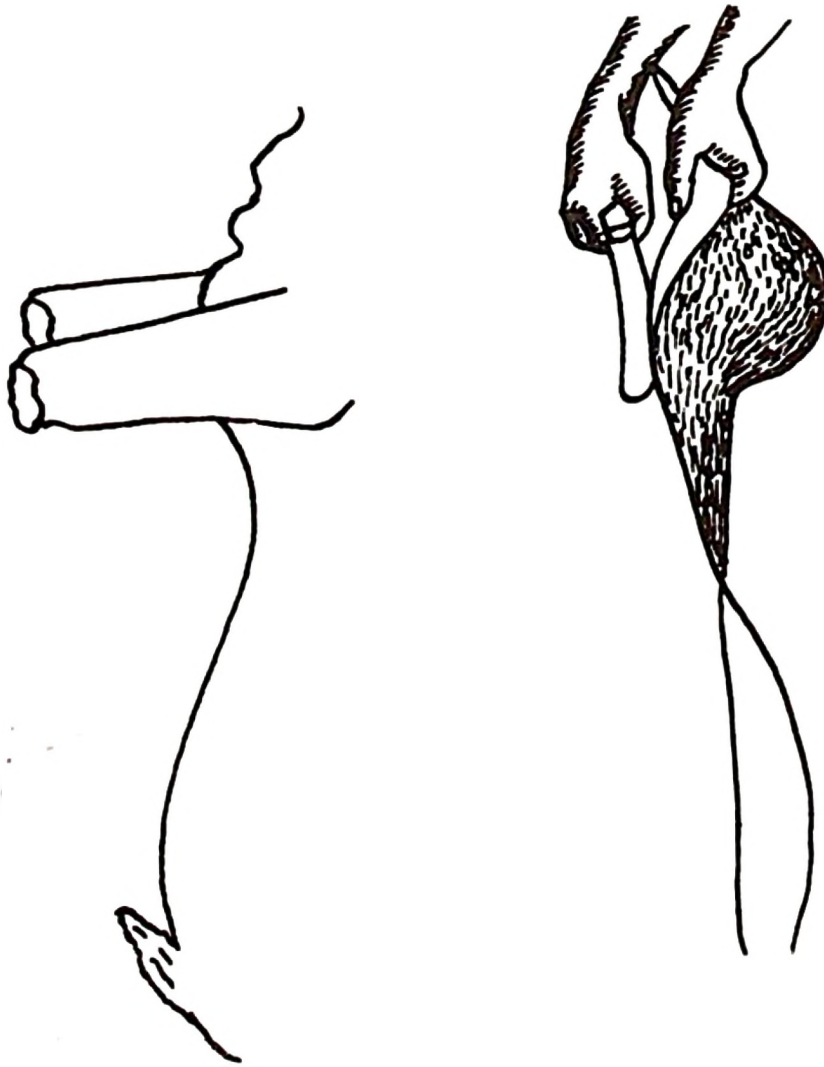


**Au Jiwe**

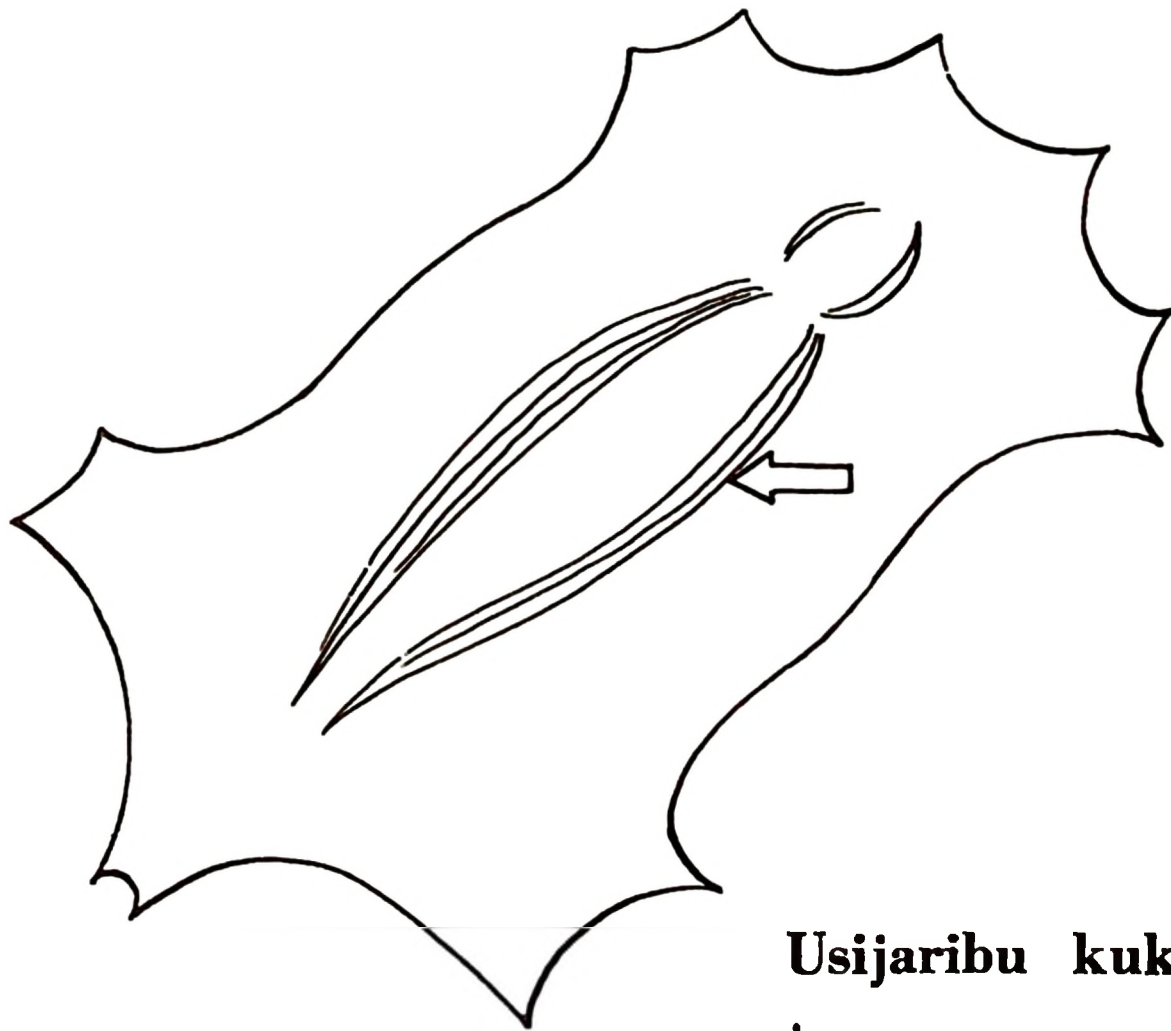




**Ikate na kuiondoa Ngozi kwenye nundu kwa uangalifu sana.**




**Pasipo uangalifu mkubwa, kuna hatari ya kuikata ngozi.**



**Usijaribu kukata  
mige midogo midogo  
ya mgongoni**

**Kata na uondoe tu vipande vipande vya mafuta  
na nyama vilivyobaki**



# KUKAUSHA

---


## IKAUSHE NGOZI KWENYE FREMU

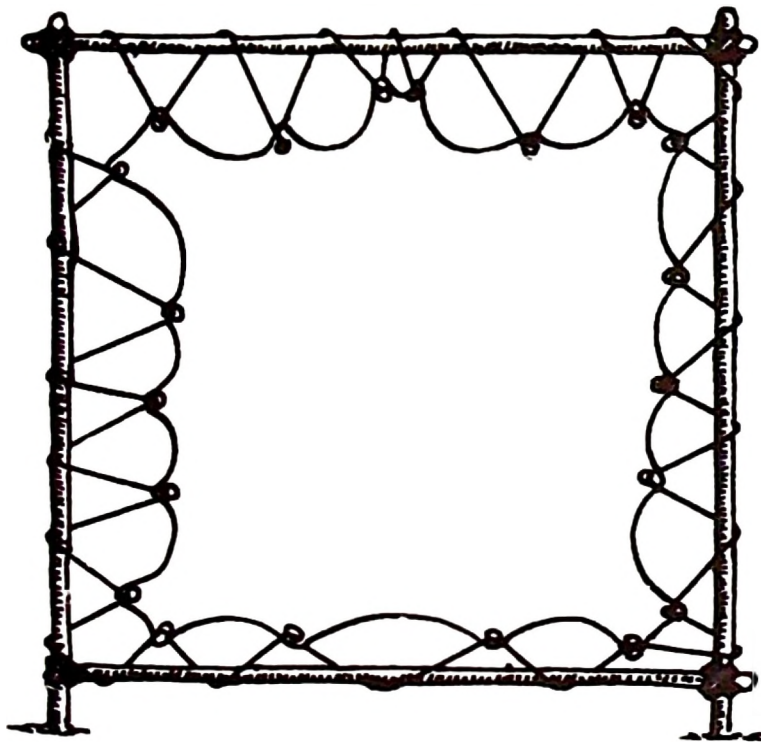
---

Ngozi ambazo hukaushwa kwenye fremu ya kukaushia ngozi huwa na bei mara mbili zaidi ya zile ambazo hukaushwa chini.

---

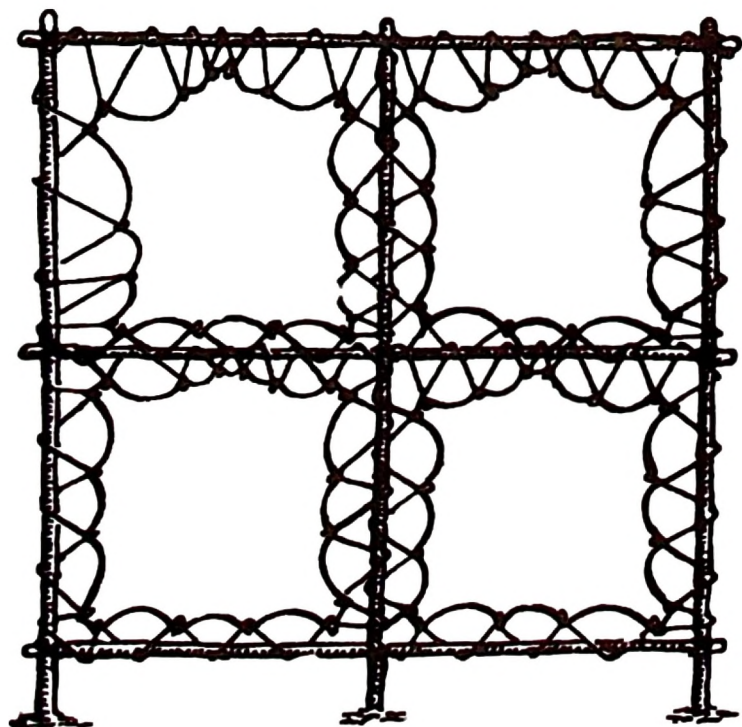
Usikaushie ngozi chini





**Fremu ya futi 9 kwa  
9 itatosha kwa ngozi  
moja ya ng'ombe**

**—au ngozi 4 za kon-  
doo au mbuzi**



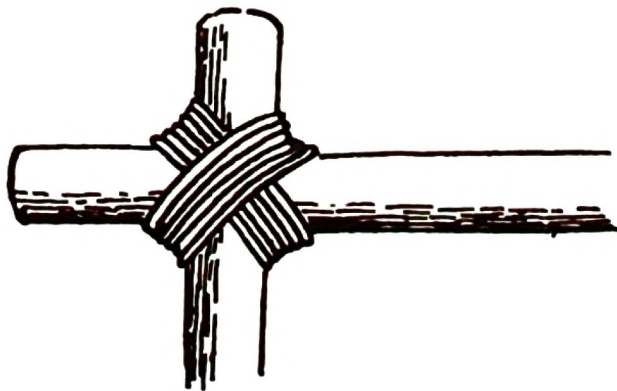
# FREMU YA KUKAUSHIA NGOZI


---

Tengeneza fremu ukitumia miti yenye urefu wa futi 10. Miti ya wima iwe mirefu kidogo zaidi kwa ajili ya kuingia ardhini.

---

Funga pembe zake vizuri kwa kamba





**Isafishe Ngozi kwa uangalifu**

---


**Ondoa damu yote, mavi na takataka nyingine.**

---

**Tumia maji mengi kusafishia.**



**Tumia Brashi.**



**Au kamba za katani.**



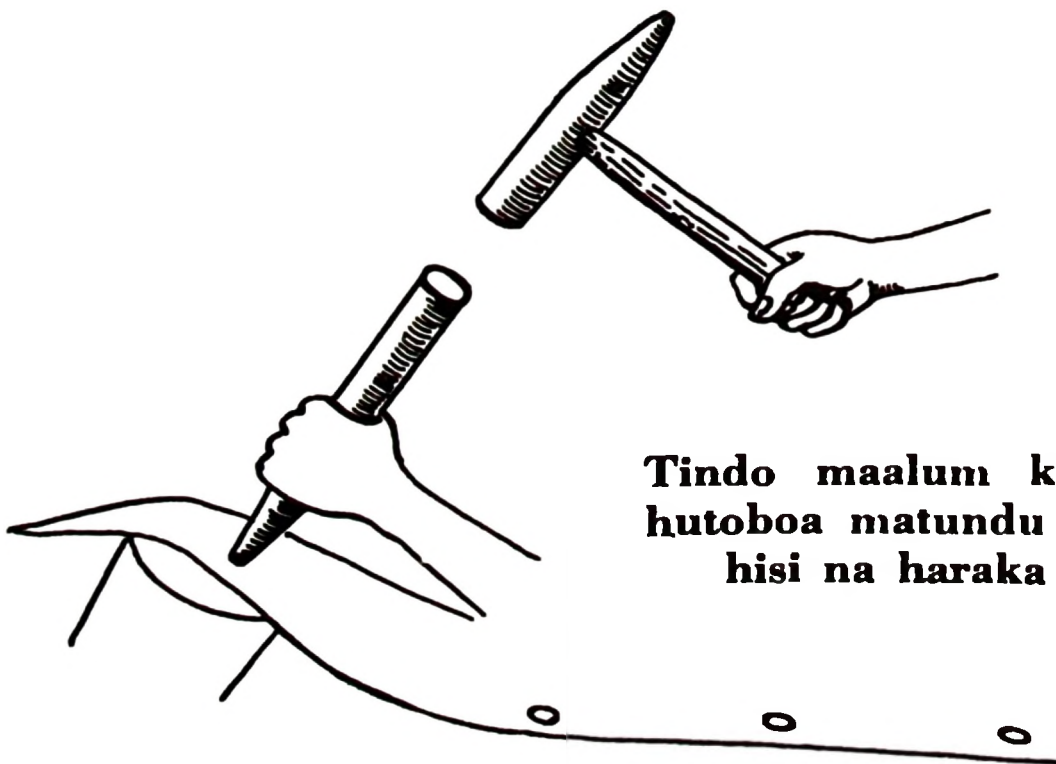
**Au Tawi lenye majani.**



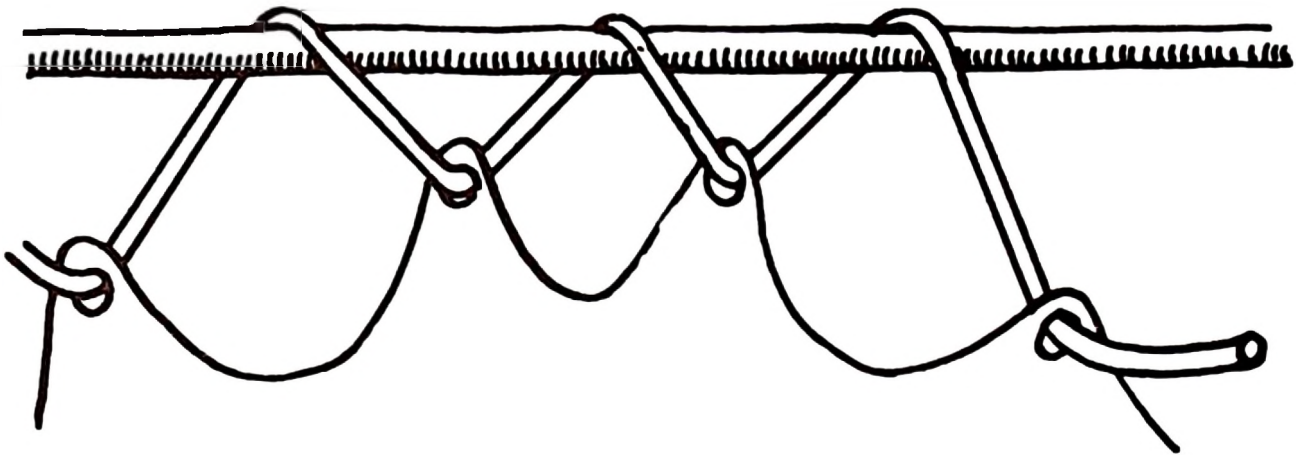




**Ilaze ngozi kwenye tawi dogo la mti na ukate matundu ukingoni mwa ngozi, futi moja toka kila tundu.**

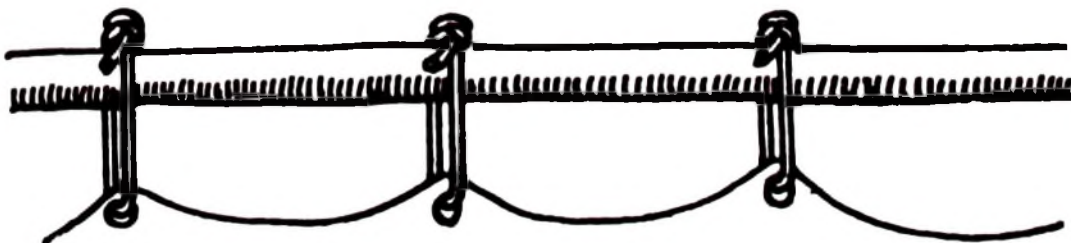


**Tindo maalum kwa ngozi hutoboa matundu kwa urahisi na haraka zaidi.**




**Anza kufunga ngozi kwenye sehemu ya mkia juu ya fremu.  
Halafu fungua kila upande mpaka chini.**

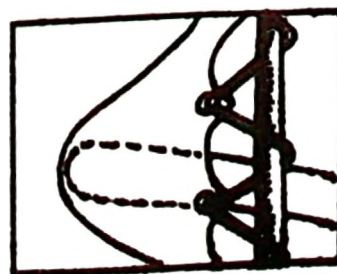
**Tumia kamba iliyosokotwa kwa kufungia  
— Au kamba ya namna yoyote.**



**Usikaze mno kamba.**



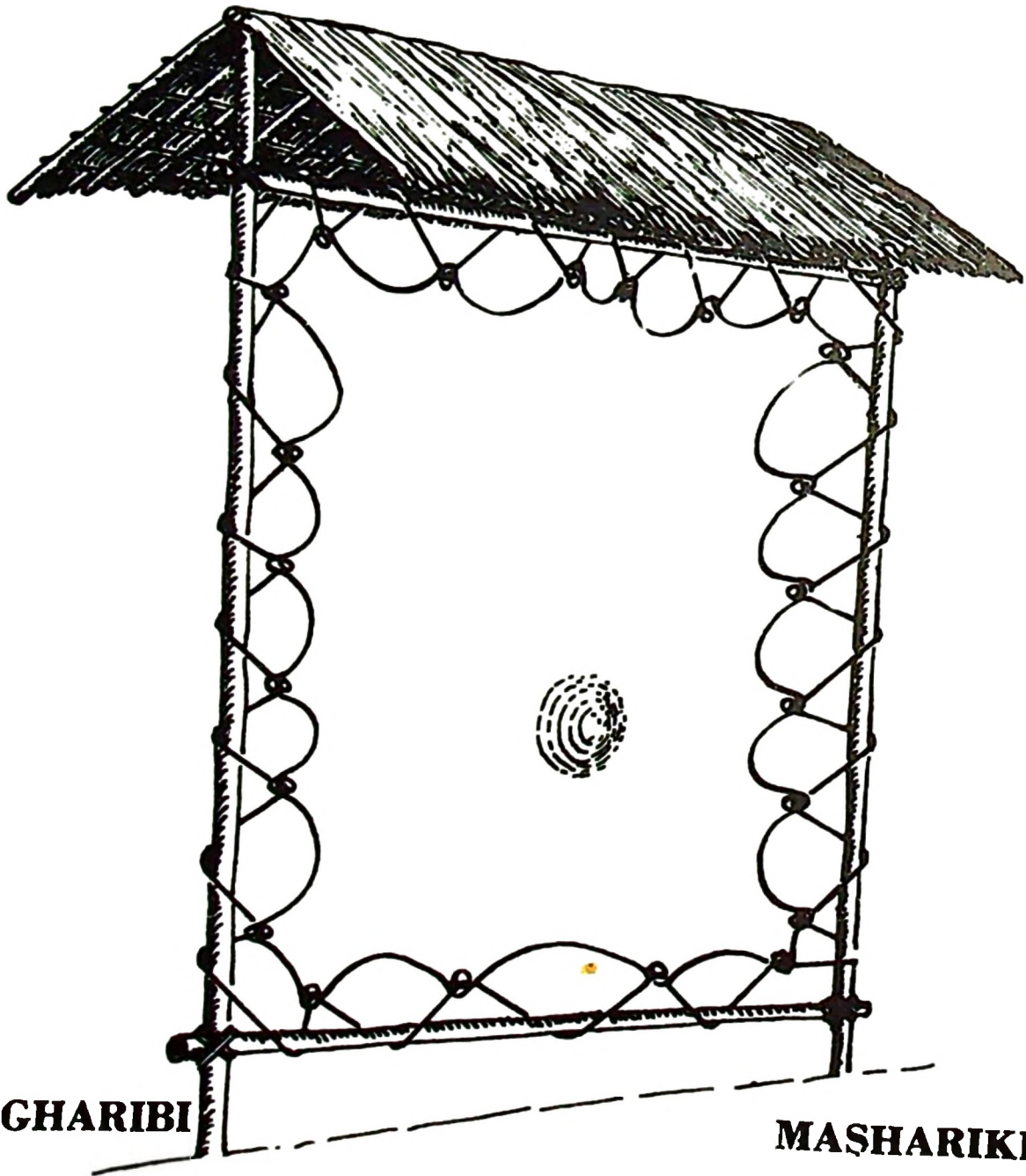
**Kata na ondoa  
vipande vya ngozi  
vinavyoning'ina**



**Inyooshe nundu  
kwa mti.**

## **Baada ya kuifunga Ngozi kwenye fremu**

- 1. Ondoa mafuta na vipande vya nyama vilivyobaki.**
- 2. Kata na ondoa vipande vya Ngozi ambavyo havikukaza.**
- 3. Isafishe sana Ngozi kwa maji.**
- 4. Inyooshe nundu kwa mti — kuoza kwingi kwa Ngozi huanzia kwenye nundu.**
- 5. Iweke fremu kivulini Ngozi ipate kukauka vizuri.**




**MAGHARIBI**

**MASHARIKI**

**Kama hakuna kivuli, itengenezee fremu yako paa na uelekeze nguzo zake Mashariki na Magharibi.**

**USIELEKEZE NGOZI JUANI**

**IWEZEKANAPO, IPELEKE NGOZI YAKO  
MBICHI KWENYE BANDA LA  
NGOZI KIJJINI.**



**Huko itakaushwa kwa ufundi zaidi na  
kukupunguzia kazi, na pia kukuletea bei bora  
zaidi.**

**Baada ya Ngozi kukauka, iondoe kwenye fremu  
na uikunje katikati kufuatia uti wa mgongo  
— manyoya nje.**


---

**Iweke Ngozi mahali pakavu. Iepushe. Ngozi  
kavu na maji, unyevunyevu, wadudu na moshi.  
Vitu hivi huharibu Ngozi.**

---

**Ikiwa utaiweka Ngozi zaidi ya siku kumi kabla  
ya kuiuza, inyunyizie dawa ya wadudu ambayo  
unaweza kuipata kwa mnunuzi wako wa Ngozi.  
Yeye pia anahitaji Ngozi bora.**

# NGOZI





# KUUZA

---

Uza Ngozi zako kwa mnunuzi aliye na cheti maalum.

---

Kila mnunuzi maalum ana ubao wa kuonyesha bei za Ngozi ambao unaweza kuuona.

---

Yafaa uchungulie huku na huko kuona mnunuzi aliye na bei nzuri zaidi.

---

**Usiuze Ngozi kwa mtu ovyo ovyo**

